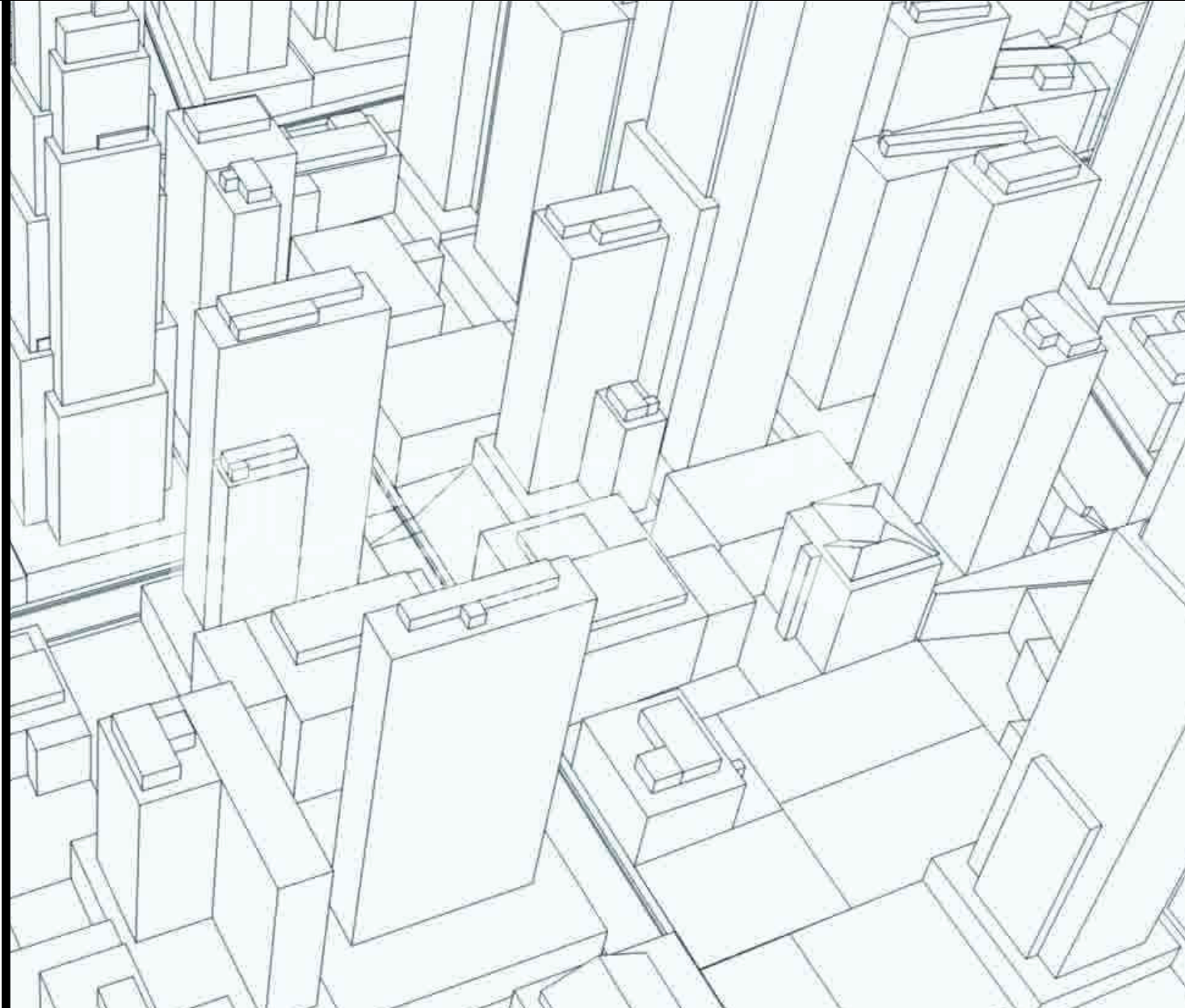




Designed By
The Field For
The Field



AVT BECKETT ELEVATORS



Available for:

- > MRL
- > Geared
- > Gearless
- > Freights
- > Hydraulic

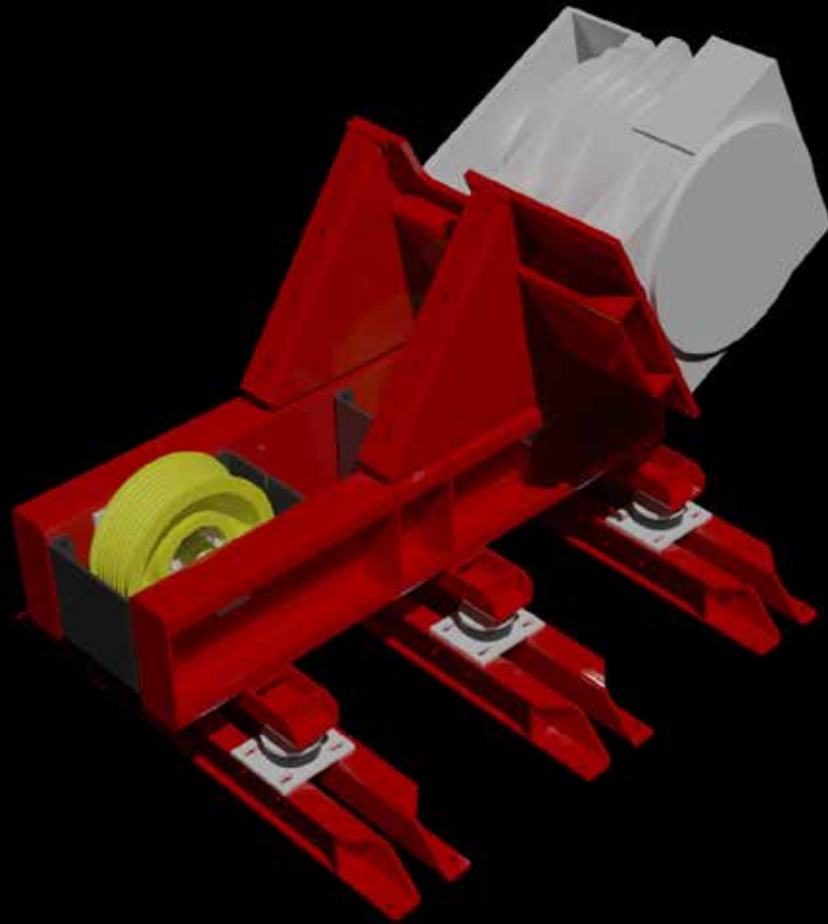


We Provide:


- > Car Slings
- > Platforms
- > Machine Bedplates
- > Rails and Brackets
- > Compensation Frames
- > CWT Frame and Biscuits
- > Custom Structural
- > Components

Structural
Custom and Pre-engineered Designs





Machine Bases for Modernizations



Machine Bases for New Construction

Machine Bases

Custom and Pre-engineered Designs



Available:

- > 2-Speed
- > Single Speed
- > Center Opening
- > 2-Speed Center Opening



Entrances
Replacement Doors



NTR
ENTRANCE LINE



Frame Assembles in under 8 min
No Measuring Required for Assembly



Identified by the
CTS Label



- › Constant Torque
- › Eliminates Stack effect
- › Accomodates Heavy Doors
- › Direct Replacement

STANDARD ON ALL AVT ENTRANCES

Performance Data:

TESTED CYCLES 1,002,163
BALANCED THRU CYCLE
1 WRAP = 3.5 TO 3.6 LBS
VS
15 WRAP = 18 TO 18.7 LBS



Passenger
Freight
Hospital
Transit
Residential



Cab Enclosures

Custom and Pre-engineered Designs

We Provide:

- › Standard Cabs
- › Custom Cabs
- › Interior Packages
- › Shells

Materials:

- › Laminate
- › Wood Veneer
- › Textured Stainless
- › Glass


- › Lightweight Aluminum Frame
- › Sliding Hatch
- › LED Lighting
- › Standard or Custom Sizes



Drop Ceilings
Custom and Pre-engineered Designs



- › Lightweight Aluminum Railing
- › Quick Installation
- › Field Adjustable
- › Isolated from Cab Shell
- › Complete with All Hardware



Car Top Railings

Guarding



Pre-engineered Quick Installation
Complete with All Hardware
Field Adjustable

2 ft, 3 ft, 4 ft
Panels Stocked


3 ft Swing
Doors Stocked

MEETS ALL CODE REQUIREMENTS FOR MACHINE GUARDING AND CAR TOP RAILINGS

Save Time and Money with our Hinged
Lid Design Available in 8' and 10' Lengths
No Screws Required

Available Sizes:

- > 2.5" x 2.5"
- > 2.5" x 4.0"
- > 2.5" x 6.0"
- > 4.0" x 4.0"
- > 6.0" x 6.0"



Duct/Trough Components

Who We Are

Designing and Manufacturing Elevator Components for over 60 years. Constantly evolving and innovating using the latest in 3D modeling software, CNC equipment and advanced technology to achieve manufacturing excellence. Developing high quality products for standard or custom applications with an attention to customer service. AVT's design approach utilizes feedback from field mechanics to improve efficiency and installation costs.

TORONTO

MEMPHIS

OTTAWA

VANCOUVER

Additional Products



Deflector Sheaves

Layout Drawings

Drop Ceilings

Handrails

Rollers

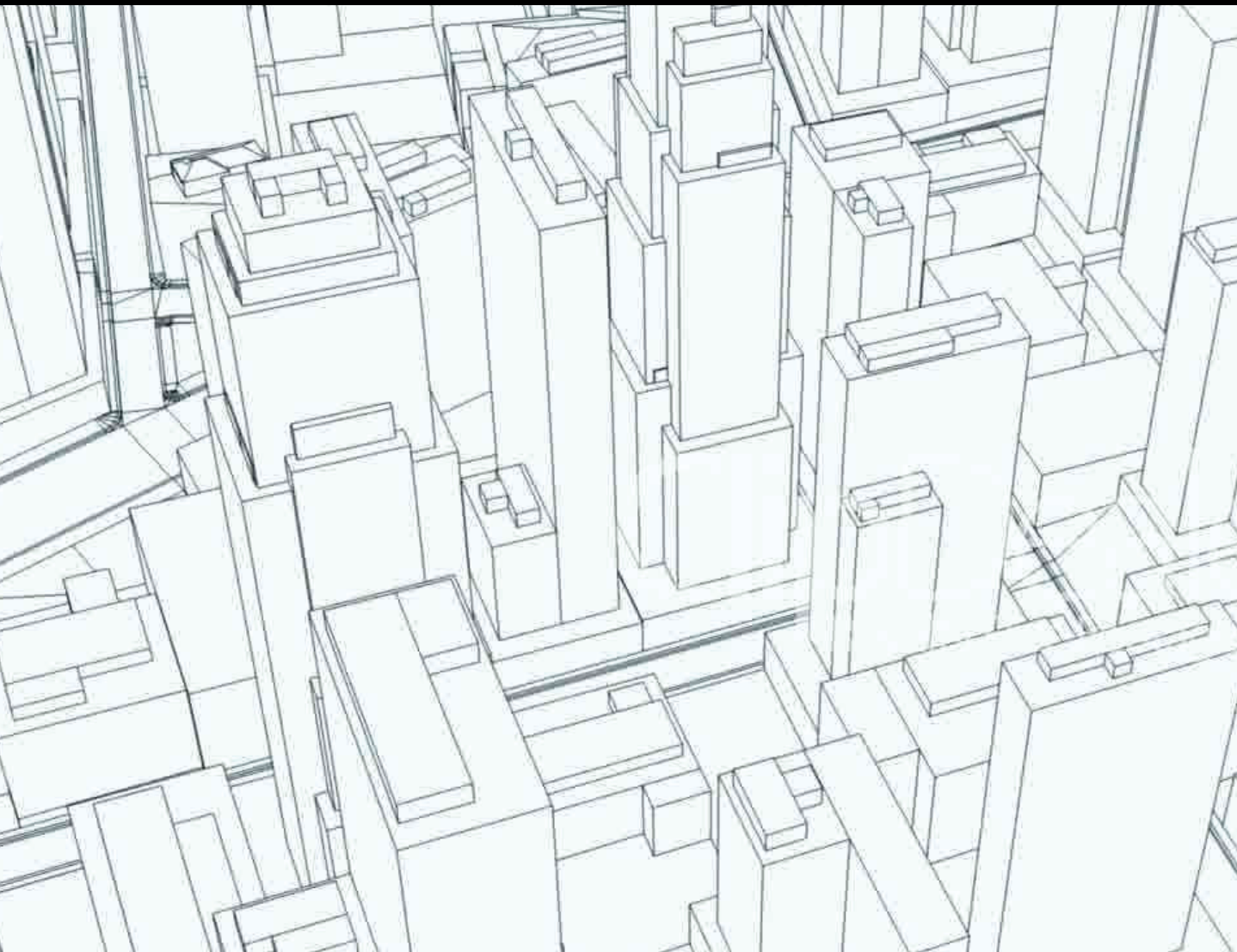
Electrical Duct

Door Detectors

Custom Engineering

Cab Pads/Beam Pads





TORONTO - MEMPHIS

OTTAWA - VANCOUVER



TOLL FREE: 1-844-360-0288
LOCAL: 905-831-0288
FAX: 905-831-9288
WEBSITE: WWW.AVTBECKETT.COM

929 BROCK ROAD
PICKERING, ONTARIO, CANADA
L1W 2X9

4949 E RAINES #102
MEMPHIS, TENNESSEE, USA
38118

5380 CANOTEK ROAD #15
OTTAWA, ONTARIO, CANADA
K1J 1H7

9 BURBIDGE ST #125
COQUITLAM, BC, CANADA
V3K 7B2